



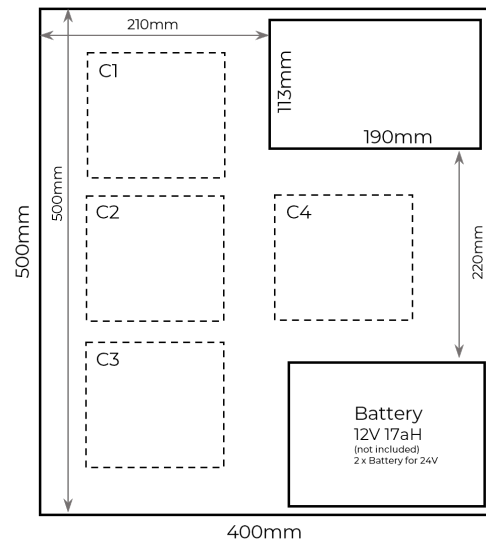
12VDC 10AMP ACCESS PSU

(DESIGNED TO FIT 4 X ACCESS CONTROL MODULES)


POWER SUPPLIES



4ACCESS-12
(boards not included)



MSO-8



RL04

SPECIFICATION

4ACCESS-12

- Enerflex 13.8v 10amp DIN Rail mountable PSU
- Full current to load
- 12-14VDC adjustable voltage output
- Additional battery charging
- Deep discharge protection
- Current limiting
- Short circuit protection
- 230V fused input
- Mains transient protection
- Compliant to EMC EN61000-6-1 & 3
- **Up to 92% energy efficiency (reduced running costs and lower power usage)**

RL04

- 4 way fused output module to allow control boards to be individually fused

DIMENSIONS

4ACCESS-12

- 500H x 400W x 80D (mm)
- 5.25kg (Boxed) • 4.8kg (Unboxed)

FEATURES

4ACCESS-12

- Switchmode technology
- DIN rail design for greater versatility
- Mild steel construction (White powder coated)
- Removable lid for easier installs
- LED Indicators (mains, batt, output)
- Separate fused main connectors
- Full electronic protection
- Onboard tamper protection
- Converts power more efficiently
- Multiple cable entry
- Allows for up to 1 x 17Ah battery

MSO-8 x 2

- 16 x Magnetic standoffs for universal positioning of control boards

CONTENTS

4ACCESS-12

- Power Supply Unit
- 2 x Battery Leads (1 x Red, 1 x Black)
- 1 x Earth Lead - Connected
- 1 x 4 way fused output board
- 2 x MSO-8
- Wiring instructions included

OTHER PRODUCTS


IPBOX-2



VP-EEB



TLI-45



CDL-300



Manufactured by a BSIA Member